

STI iNow Parent Portal Sign-in 2017-2018

1. Access STI Parent Portal from the Ohatchee High School website- www.ohatcheeindians.net .
2. On the upper left side of the window, click on Information Now.

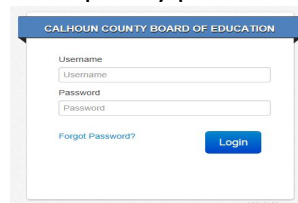


User Name: _____
Password: _____

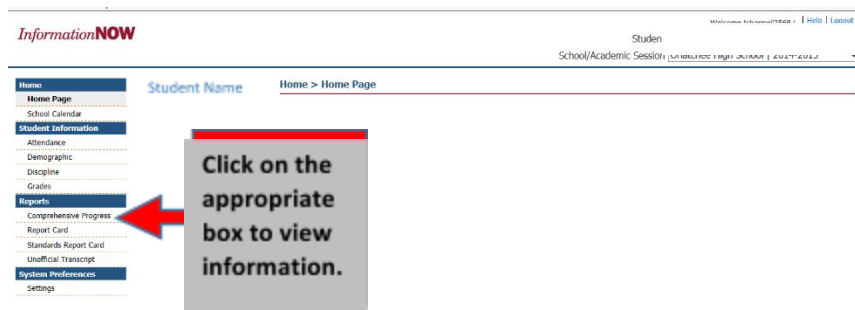
3. Sign on with the generic user name of parent and password of parent1112.



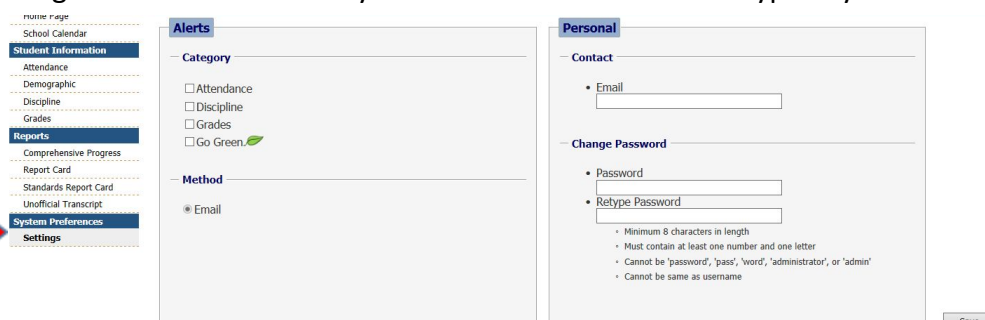
4. The iNOW screen will be displayed. Enter the username (***OHS provides this information to students/parents***) and temporary password of indians1. Once entered, click the Login button.



5. You will be prompted to enter your old password. Type in indians1 (which is your old password.)
6. You will be prompted to enter your new password- the one you create. Your password must contain at least eight characters and include at least 1 number and 1 letter.
7. Once you are logged in, you will be able to check attendance, grades, reports cards, transcripts, etc....



8. To receive Alerts about attendance, discipline, and grades, go to System Preferences> Settings. Click the Alerts that you would like to receive and type in your email address.



9. This is your permanent User Name and Password for as long as your child attends a Calhoun County School, even if the student moves from one school to another; Please keep this information from year to year.